



ES14-14RA(S)/ES16-16RA(S)
ES20-20RAS
Electric Stacker 1.4/1.6/2.0t

Great Option for Heavy Duty & High Stacking Tasks:
High Strength Structure Suits High Racking Applications;
Various Options Such As Foldable Platform, Protection Arm & Power Steering

EP EQUIPMENT CO.,LTD
www.ep-ep.com



FEATURE

Performance

- The innovative AC system offers strong power, accurate control, excellent performance.
- High strength vertical gearbox, longer working life.
- Low-noise but durable hydraulic unit, good quality cylinder as well as hose ensure the high reliability of hydraulic system.
- AMP connector and durable electric wires greatly reduce malfunctions of components.
- H shape channel mast improves the strength of the whole truck.
- High strength chassis enhances the reliability and durability of the truck.
- Innovative Drive floating operation system(DFA) ensures the stability of the truck when steering at high speed.



Safety

- Safe hydraulic system design prevents mast from falling down abruptly when hydraulic pipeline cuts off.
- Full speed will be only available when protection arms are up, low speed mode will be automatically on otherwise.
- Emergency reverse button protects the operator from getting hurt.
- Emergency disconnecter will cut off power source to avoid accident when truck goes out of control.
- Multiple lifting limit protection ensures safety.
- Automatic switch to lower speed when the fork reaches its setting height.
- Anti-rolling back brake keeps the truck from skidding down when truck is out of control or travelling on ramp.
- Dual-monitoring power steering.

Operation

- With the new design of ergonomical tiller head, all buttons can be reached conveniently & comfortably.
- Foldable platform reduces vibration which makes operator feel more comfortable when driving.
- The unique suspension driving floating system(DFA) design makes operations easy and comfortable.
- When platform is folded, truck can work at low speed in smaller space.
- Ergonomical and durable protection arm guarantees easy operation, with innovative on/off design.
- Electric power steering, smooth & comfortable (EPS).

Maintenance

- AC traction motor, maintenance free.
- Hour meter and battery indicator remind the operator of battery charging.
- Easily remove the back cover by only losing four bolts; Access to all key components for inspection, maintenance and replacement.
- Easy access for battery maintenance.
- Vertical motor makes the inspection & service much more convenient.
- Control system allows easy trouble-shooting.
- Mast and chassis are assembled together, easy for maintenance.
- Low voltage cut off setting protects batteries.

Electric Stacker 1.4/1.6/2.0t

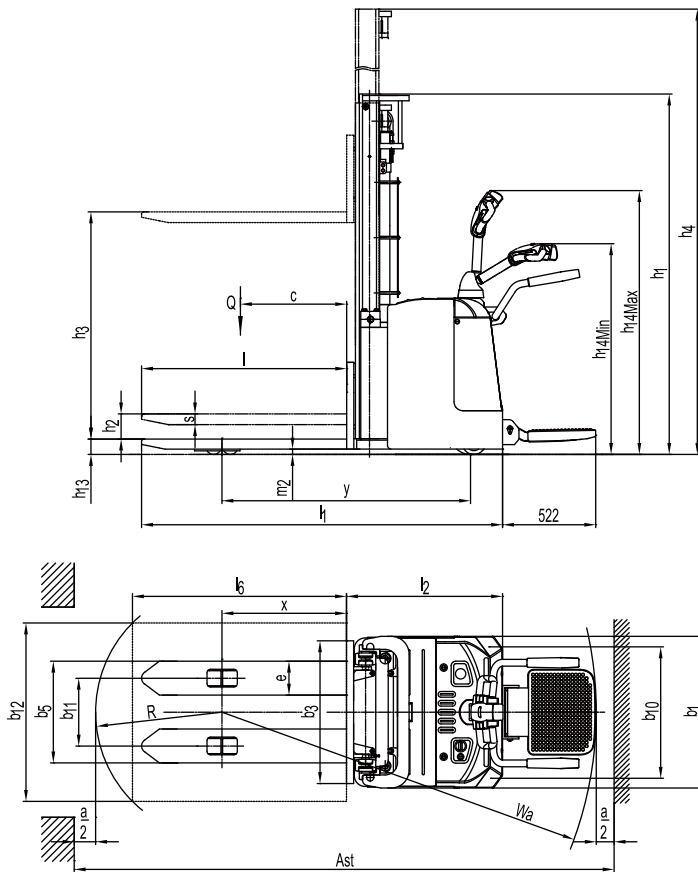
ES14-14RA(S)/ES16-16RA(S)/ES20-20RAS

Distinguishing mark								
1.1	Manufacturer		EP	EP	EP	EP	EP	
1.2	Model designation		ES14-14RA	ES16-16RA	ES14-14RAS	ES16-16RAS	ES20-20RAS	
1.3	Drive unit		Battery	Battery	Battery	Battery	Battery	
1.4	Operator type		Standing	Standing	Standing	Standing	Standing	
1.5	rated capacity	Q	kg	1400	1600	1400	1600	2000
1.6	Load center distance	c	mm	600	600	600	600	600
1.7	Load distance, centre of drive axle to fork	x	mm	693	693	693	693	693
1.8	Wheelbase	y	mm	1394	1394	1394	1394	1394
Weight								
2.1	Service weight (include battery)		kg	1290	1320	1320	1350	1350
2.2	Axle loading, laden driving side/loading side		kg	930/1760	960/1960	950/1770	980/1970	1100/2250
2.3	Axle loading, unladen driving side/loading side		kg	900/390	925/395	925/395	950/400	950/400
Types, Chassis								
3.1	Tyre type Driving w heels/Loading w heels			PU/PU	PU/PU	PU/PU	PU/PU	PU/PU
3.2	Tyre size, driving w heels (diameter×width)		mm	Φ230×75	Φ230×75	Φ230×75	Φ230×75	Φ230×75
3.3	Tyre size, loading w heels (diameter×width)		mm	Φ85×70	Φ85×70	Φ85×70	Φ85×70	Φ85×70
3.4	Tyre size, caster w heels (diameter×width)		mm	Φ130×55	Φ130×55	Φ130×55	Φ130×55	Φ130×55
3.5	Wheels, number driving, caster/loading (x=drive w heels)		mm	1x +2/4	1x +2/4	1x +2/4	1x +2/4	1x +2/4
3.6	Track width, front, driving side	b ₁₀	mm	634	634	634	634	634
3.7	Track width, rear, loading side	b ₁₁	mm	380	380	380	380	410/495
Dimensions								
4.1	Height, mast lowered	h ₁	mm	2020	2020	2020	2020	2020
4.2	Free lift	h ₂	mm	100	100	100	100	100
4.3	Lift height	h ₃	mm	2950	2950	2950	2950	2950
4.4	Height, mast extended	h ₄	mm	3465	3465	3465	3465	3465
4.5	Height draw bar in driving position min./max.	h ₁₄	mm	1150/1480	1150/1480	1150/1480	1150/1480	1150/1480
4.6	Lowered height	h ₁₃	mm	88	88	88	88	88
4.7	Overall length	l ₁	mm	2035	2035	2035	2035	2035
4.8	Length to face of forks	l ₂	mm	860	860	860	860	860
4.9	Overall width	b ₁	mm	850	850	850	850	850
4.10	Fork dimensions	s/ e/ l	mm	60×190×1150	60×190×1150	60×190×1150	60×190×1150	60×190×1150
4.11	Fork carriage width	b ₃	mm	800	800	800	800	800
4.12	Distance between fork-arms	b ₅	mm	570	570	570	570	600/685
4.13	Ground clearance, center of wheelbase	m ₂	mm	28	28	28	28	28
4.14	Aisle width for pallets 1000 × 1200 crossways	Ast	mm	2610/2971	2610/2971	2610/2971	2610/2971	2610/2971
4.15	Aisle width for pallets 800 × 1200 lengthways	Ast	mm	2580/2941	2580/2941	2580/2941	2580/2941	2580/2941
4.16	Turning radius	Wa	mm	1738/2099	1738/2099	1738/2099	1738/2099	1738/2099
Performance data								
5.1	Travel speed, laden/ unladen		km/ h	5.5/6.0	5.5/6.0	5.5/6.0	5.5/6.0	4.5/5.0
5.2	Lifting speed, laden/ unladen		m/ s	0.13/0.16	0.13/0.16	0.13/0.16	0.13/0.16	0.1/ 0.16
5.3	Lowering speed, laden/ unladen		m/ s	0.32/0.23	0.32/0.23	0.32/0.23	0.32/0.23	0.33/ 0.23
5.4	Max. gradeability, laden/unladen		%	8/16	8/16	8/16	8/16	6/ 12
5.5	Service brake type			Electromagnetic	Electromagnetic	Electromagnetic	Electromagnetic	Electromagnetic
Electric engine								
6.1	Drive motor rating S2 60 min		KW	1.5	1.5	1.6	1.6	1.6
6.2	Lift motor rating at S3 15%		KW	3	3	3.0	3.0	3.0
6.3	The maximum allowed size battery		mm	834×216×630	834×216×630	834×216×630	834×216×630	834×216×630
6.4	Battery voltage/nominal capacity K5		V/ Ah	24/230	24/280	24/230	24/280	24/280
6.5	Battery weight		kg	210	240	210	240	240
Addition data								
7.1	Type of drive unit			AC	AC	AC	AC	AC
7.2	Steering type			Mechanical Steering	Mechanical Steering	Electronic Steering	Electronic Steering	Electronic Steering
7.3	Sound pressure level at the driver's ear		dB (A)	74	74	74	74	74

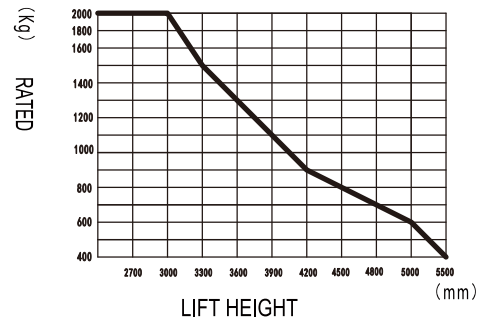
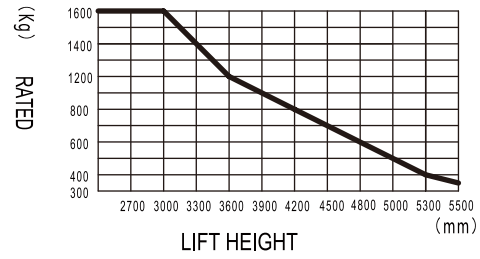
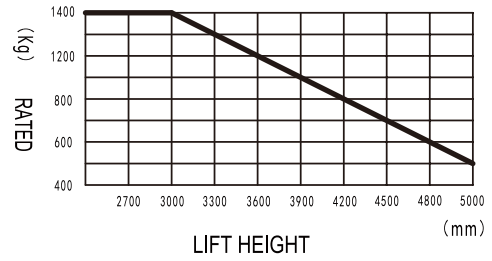
1.The parameters in the table are of the standard model. For more information, please contact us.

2.The parameters are subject to change without notice.

① This parameter is only representative of the vehicle climbing performance, actually depends on the ramp and through the left ramp angle design.



RATED CAPACITIES GRAPH



Mast Option

mast types	Lift h3+h13 (mm)	Lowered mast height h1 (mm)	Free lift h2 (mm)	Extended mast height h4 (mm)
Duplex ZT	2700	1870	100	3165
	3000	2020	100	3465
	3300	2170	100	3765
	3600	2320	100	4065
	3900	2470	100	4365
	4190	2600	100	4625
Duplex ZZ	2700	1819	1320	3135
	3000	1969	1470	3435
	3300	2119	1620	3735
Triplex DZ	4000	1822	1390	4460
	4500	2022	1590	4960
	4800	2122	1690	5260
	5000	2187	1760	5460
	5300	2287	1840	5760
	5500	2352	1910	5910

Option

	ES14-14RA/ES16-16RA	ES14-14RA(S)/ES16-16RA(S)	ES20-20RAS
Fork length	○750/900/1000/1300/1400/1500/1600mm	○750/900/1000/1300/1400/1500/1600mm	○750/900/1000/1300/1400/1500/1600mm
Fork width	○720/750/800mm	○720/750/800mm	○720/750/800mm
	○organic glass	○organic glass	○organic glass
Driving wheel	●PU ○Rubber/PU wheel with pattern	●PU ○Rubber/PU wheel with pattern	●PU ○Rubber/PU wheel with pattern
Balance wheel	●	●	●
Battery capacity	○230AH/280AH/360AH	○230AH/280AH/360AH	○230AH/280AH/360AH
Lateral change battery	●	●	●
cold storage	○	○	○
Battery indicator with hour meter	●	●	●
Battery indicator without hour meter	○	○	○
Proportional lifting	○	○	○
Height limitation	●	●	●
half speed function in turning	—	●	●
Vertical handler working	—	—	—
Side shift	—	—	—
Water auto-filling system	○	○	○
Guard arm	●	●	●

Note: ●standard ○option —NA