



ES 12-25WA

Electric Stacker 1.2t

Straddle Design Improves the Stability of Stacking;
Suitable for Handling and Stacking of Various Non-standardized Pallets.


EP EQUIPMENT CO.,LTD
www.ep-ep.com



FEATURE

Performance

- The innovative AC system offers strong power, accurate control, excellent performance.
- High strength vertical gearbox, longer working life.
- Low-noise but durable hydraulic unit, good quality cylinder as well as hose ensure the high reliability of hydraulic system.
- AMP connector and durable electric wires greatly reduce malfunctions of components.
- H shape channel mast improves the strength of the whole truck.
- Staddle design ensures the stability of high lifting.



Safety

- Safe hydraulic system design prevents mast from falling down abruptly when hydraulic pipeline cuts off.
- Emergency reverse belly button protects the operator from getting hurt.
- Emergency disconnecter will cut off power source to avoid accident when truck goes out of control.
- Multiple lifting limit protection ensures safety.
- Automatic switch to lower speed when the fork reaches its setting height.
- Anti-rolling back brake keeps the truck from skidding down when truck is out of control or travelling on ramp.
- Long operational tiller ensures safety distance for operators.

Operation

- With the new design of ergonomical tiller head, all buttons can be reached conveniently & comfortably.
- Long tiller reduces the steering force greatly.
- Adjustable forks, suitable for complicated pallets or cargos.
- Creep speed function: when tiller is in near vertical position, the driving speed will decrease automatically, allowing delicate operation in confined space.
- Side-open battery design for easy battery replacement and various applications.

Maintenance

- AC traction motor, maintenance free.
- Hour meter and battery indicator remind the operator of battery charging.
- Easily remove the back cover by only losing four bolts; Access to all key components for inspection, maintenance and replacement.
- Vertical motor makes the inspection & service much more convenient.
- Control system allows easy trouble-shooting.
- Mast and chassis are assembled together, easy for maintenance.
- Low voltage cut off setting protects batteries.

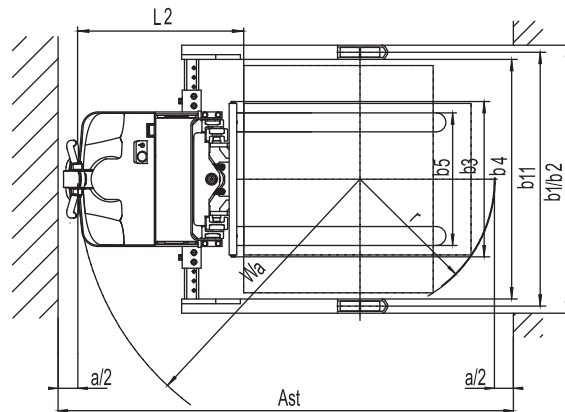
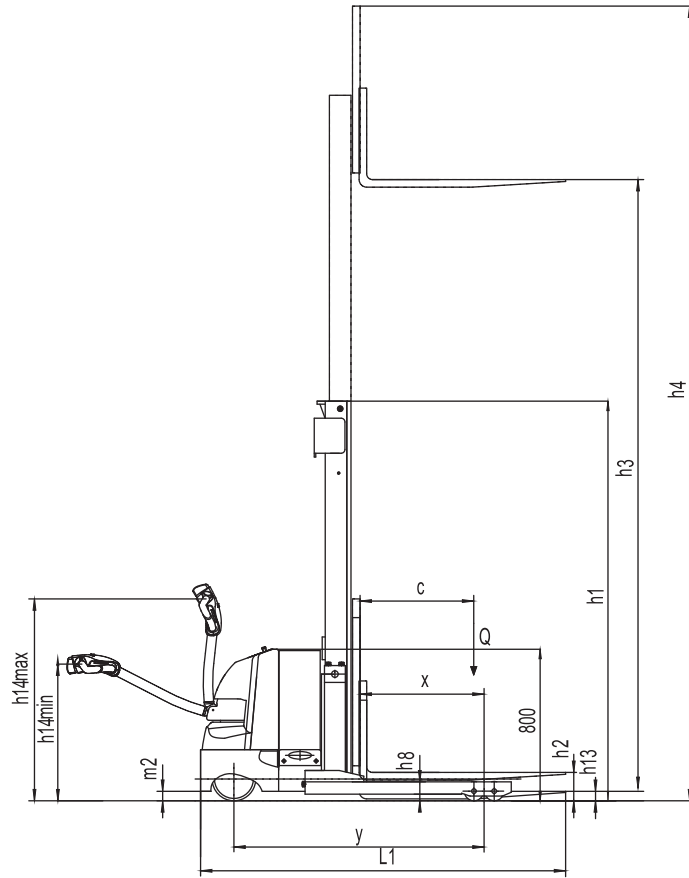
Electric Stacker 1.2t

ES12-25WA

Distinguishing mark				
1.1	Manufacturer			EP
1.2	Model designation			ES12-25WA
1.3	Drive unit			Electrics
1.4	Operator type			pedestrian
1.5	rated capacity	Q	kg	1200
1.6	Load center distance	c	mm	600
1.8	Load distance, centre of drive axle to fork	x	mm	618
1.9	Wheelbase	y	mm	1320
Weight				
2.1	Service weight (include battery)		kg	1150
2.2	Axle loading, laden driving side/loading side		kg	685/1525
2.3	Axle loading, unladen driving side/loading side		kg	665/485
Types,Chassis				
3.1	Tyre type Driving wheels/Loading wheels			PU/PU
3.2	Tyre size, driving wheels (diameter×width)		mm	Φ230×75
3.3	Tyre size, loading wheels (diameter×width)		mm	Φ102×50
3.4	Tyre size, caster wheels (diameter×width)		mm	—
3.5	Wheels, number driving, caster/loading (x=drive wheels)		mm	1x+0/4
3.6	Track width, front,driving side	b ₁₀	mm	—
3.7	Track width,rear,loading side	b ₁₁	mm	1045/1145/1245/1345
Dimensions				
4.2	Height, mast lowered	h ₁	mm	2110
4.3	Free lift	h ₂	mm	150
4.4	Lift height	h ₃	mm	3270
4.5	Height, mast extended	h ₄	mm	4185
4.9	Height drawbar in driving position min./max.	h ₁₄	mm	715/1200
4.10	Height of wheel arms	h ₈	mm	100
4.15	Lowered height	h ₁₃	mm	60
4.19	Overall length	l ₁	mm	1947
4.20	Length to face of forks	l ₂	mm	877
4.21	Overall width	b ₁ / b ₂	mm	1120/1420
4.22	Fork dimensions	s/ e/ l	mm	40/100/1070
4.24	Fork carriage width	b ₃	mm	800
4.25	Outside width of the forks	b ₅	mm	200-760
4.26	Ground clearance, laden, below mast	m ₁	mm	970-1270(adjustable)
4.32	Ground clearance, center of wheelbase	m ₂	mm	60
4.34.1	Aisle width for pallets 1000 × 1200 crossways	Ast	mm	2405
4.34.2	Aisle width for pallets 800 × 1200 lengthways	Ast	mm	2400
4.35	Turning radius	Wa	mm	1490
Performance data				
5.1	Travel speed, laden/ unladen		km/ h	5.0/ 5.5
5.2	Lifting speed, laden/ unladen		m/ s	0.127/ 0.23
5.3	Lowering speed, laden/ unladen		m/ s	0.26/0.20
5.8	Max. gradeability, laden/unladen		%	8/ 16
5.10	Service brake type			Electromagnetic
Electric-engine				
6.1	Drive motor rating S2 60 min		kW	1.1
6.2	Lift motor rating at S3 15%		kW	2.2
6.3	The maximum allowed size battery		mm	650/225/open
6.4	Battery voltage/nominal capacity K5		V/ Ah	24/210
6.5	Battery weight		kg	160
Addition data				
8.1	Type of drive unit			AC
10.5	Steering type			Mechanical
10.7	Sound pressure level at the driver's ear		dB(A)	74

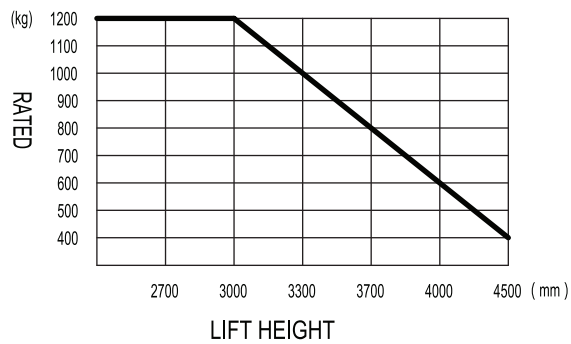
1.The parameters in the table are of the standard model. For more information, please contact us.

2.The parameters are subject to change without notice.



RATED CAPACITIES GRAPH

ES12-25WA



Mast Option

Lift h3+h13 (mm)	mast types	Lowered mast height h1 (mm)	Free lift h2 (mm)	Extended mast height h4 (mm)
2470	Duplex ZT	1710	150	3385
2670		1810	150	3585
2970		1960	150	3885
3270		2110	150	4185
3470		2210	150	4385
3570		2260	150	4485
3670	Triplex DZ	2310	150	4585
3870		2410	150	4785
4000		1822	904	4915
4500		2022	1104	5415
4800		2122	1204	5715
5000		2187	1269	5915

Option

Options		ES12-25WA
3	Fork length	●1070
4	Fork width	●200-760(Adjustable)
10	Driving wheel	●PU○Rubber wheel
11	Balance wheel	○counterweights
15	cold storage	○
16	Mast screen	○
17	Battery indicator with hour meter	●
18	Battery indicator without hour meter	○
19	Battery capacity	○224AH (Maintenance-free)
20	Lateral change battery	○
22	Water auto-filling system	○
25	Vertical handler working	○
26	Proportional lifting	○
27	Height limitation	●
30	Side shift	—
31	half speed function in turning	—
32	Guard arm	—

Note: ● standard ○ option — NA