



ES16-RS


Electric Stacker 1.6t

High Strength Structure Suits High Racking Applications;
Various Options Such As Foldable Platform, Protection Arm
& Power Steering
Side positioned drive system, easy to manage stability

EP EQUIPMENT CO.,LTD
www.ep-ep.com



FEATURE



Performance:

- The innovative AC system offers strong power, accurate control, excellent performance.
- High strength vertical gearbox, longer working life.
- Low-noise but durable hydraulic unit, good quality cylinder as well as hose ensure the high reliability of hydraulic system.
- AMP connector electric wires and cables, greatly reducing electric parts failure rate.
- H shape channel mast improves the strength of the whole truck.
- High strength chassis enhances the reliability and durability of the truck.

Safety:

- Safe hydraulic system design prevents mast from falling down abruptly when hydraulic pipeline cuts off.
- Full speed will be only available when protection arms are open, low speed mode will be automatic on otherwise.
- Emergency reverse belly button protects the operator from getting hurt.
- Emergency disconnecter will cut off power source to avoid accident when truck goes out of control.
- Multiple lifting limit protection ensures safety.
- Automatic switch to lower speed when the fork reaches its setting height.
- Auto-slow down feature on turning, ensure smooth and safe operation.
- Anti-rolling back brake keeps the truck from skidding down when truck is out of control or travelling on ramp.
- Dual monitoring power steering system

Maintenance:

- AC traction motor, maintenance free.
- Hour meter and battery indicator remind the operator of battery charging.
- Remove the back cover by only loosening four bolts; Easy access to all key components for inspection, maintenance and replacement.
- Easy access for battery maintenance.
- Vertical motor makes the inspection & service much more convenient.
- Control system allows easy troubleshooting.
- Mast and chassis are assembled together, easy for maintenance.
- Low voltage cut off setting protects batteries.

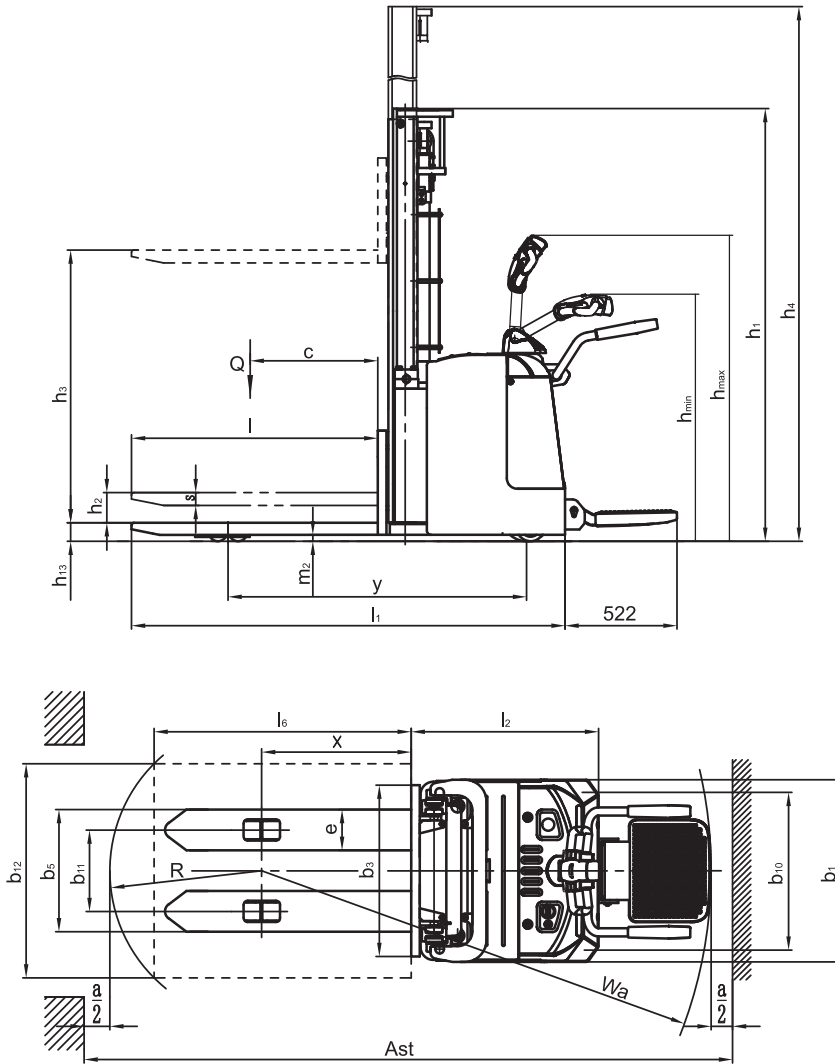
Operation:

- Ergonomic tiller bounded with key switch, BDI and trouble shooting indicator enhances easy and accurate operation.
- Foldable platform reduces vibration which makes operator feel more comfortable when driving.
- When platform is folded, truck can work at low speed in smaller space.
- Ergonomical and durable protection arms guarantee easy operation, with innovative on/off design.
- Electric power steering, smooth & comfortable (EPS).

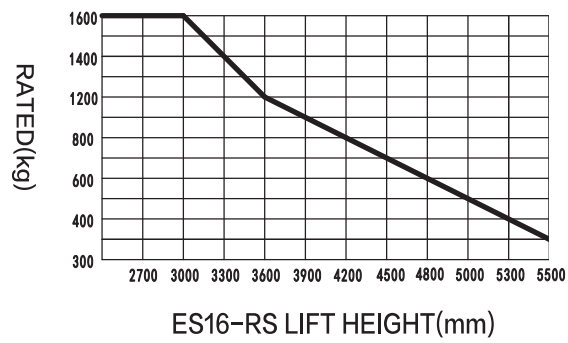
Electric Stacker 1.6t ES16-RS

Distinguishing mark				
1.1	Manufacturer			EP
1.2	Model designation			ES16-RS
1.3	Drive unit			Electric
1.4	Operator type			Standing
1.5	rated capacity	Q	kg	1600
1.6	Load center distance	c	mm	600
1.8	Load distance, centre of drive axle to fork	x	mm	693
1.9	Wheelbase	y	mm	1375
Weight				
2.1	Service weight (include battery)		kg	1240
2.2	Axle loading, laden driving side/loading side		kg	960/1880
2.3	Axle loading, unladen driving side/loading side		kg	860/380
Types,Chassis				
3.1	Tyre type Driving wheels/Loading wheels			PU/PU
3.2	Tyre size, driving wheels (diameter×width)		mm	Φ230×75
3.3	Tyre size, loading wheels (diameter×width)		mm	Φ85×70
3.4	Tyre size, caster wheels (diameter×width)		mm	Φ130×55
3.5	Wheels, number driving, caster/loading (x=drive wheels)		mm	1x +1/4
3.6	Track width, front,driving side	b ₁₀	mm	574
3.7	Track width,rear,loading side	b ₁₁	mm	380/410/495
Dimensions				
4.2	Height, mast lowered	h ₁	mm	2020
4.3	Free lift	h ₂	mm	100
4.4	Lift height	h ₃	mm	2950
4.5	Height, mast extended	h ₄	mm	3465
4.9	Height drawbar in driving position min./max.	h ₁₄	mm	1150/1480
4.15	Lowered height	h ₁₃	mm	88
4.19	Overall length	l ₁	mm	2030
4.20	Length to face of forks	l ₂	mm	879
4.21	Overall width	b ₁	mm	850
4.22	Fork dimensions	s/ e/ l	mm	60×190×1150
4.24	Fork carriage width	b ₃	mm	800
4.25	Outside width of the forks	b ₅	mm	570/600/685
4.32	Ground clearance, center of wheelbase	m ₂	mm	28
4.34.1	Aisle width for pallets 1000 × 1200 crossways	Ast	mm	2605/2965
4.34.2	Aisle width for pallets 800 × 1200 lengthways	Ast	mm	2575/2935
4.35	Turning radius	Wa	mm	1730/2090
Performance data				
5.1	Travel speed, laden/ unladen		km/ h	5.5/6.0
5.2	Lifting speed, laden/ unladen		m/ s	0.13/0.16
5.3	Lowering speed, laden/ unladen		m/ s	0.30/0.22
5.8	Max. gradeability, laden/unladen		%	8/16
5.10	Service brake type			Electromagnetic
Electric engine				
6.1	Drive motor rating S2 60 min		kW	1.6
6.2	Lift motor rating at S3 15%		kW	3.0
6.3	The maximum allowed size battery		mm	834×216×630
6.4	Battery voltage/nominal capacity K5		V/ Ah	24/210
6.5	Battery weight		kg	200
Addition data				
8.1	Type of drive unit			AC
10.5	Steering type			Electronic
10.7	Sound pressure level at the driver's ear		dB (A)	74

If there are improvements of technical parameters or configurations, no further notice will be given.
The diagram shown may contain non-standard configurations.



RATED CAPACITIES GRAPH



Mast Option

Lift h3+h13 (mm)	mast types	Lowered mast height h1 (mm)	Free lift h2 (mm)	Extended mast height h4 (mm)
2700	Duplex ZT	1870	100	3165
3000		2020	100	3465
3300		2170	100	3765
3600		2320	100	4065
3900		2470	100	4365
4170		2600	100	4625
4000	Triplex DZ	1822	1390	4460
4500		2022	1590	4960
4800		2122	1690	5260
5000		2187	1740	5460
5300		2287	1840	5760
5500		2352	1910	5910
2700	Duplex ZZ	1819	1320	3135
3000		1969	1470	3435
3300		2119	1620	3735

Option

Options		ES16-RS
3	Fork length	●1150○1220
4	Fork width	●570○600/685
10	Driving wheel	●PU○Rubber wheel/PU wheel with Pattern
11	Balance wheel	●
15	cold storage	○
16	Mast screen	○
17	Battery indicator with hour meter	●
18	Battery indicator without hour meter	○
19	Battery capacity	●210AH○230AH/280AH
20	Lateral change battery	●
22	Water auto-filling system	○
25	Vertical handler working	—
26	Proportional lifting	○
27	Height limitation	●
30	Side shift	—
31	half speed function in turning	●
32	Guard arm	●

Note: ● standard ○ option — NA