



CQE12R

CQE15R

Electric Stacker 1.2/1.5t

Best choice for narrow aisle, non-standard pallet and high shelf stacking;
All solenoid valve control ensure operation accurate and reliable;
EPS control makes steering operation more efficient and comfortable.

EP EQUIPMENT CO.,LTD
www.ep-ep.com



FEATURE

Performance

- The innovative AC system offers strong power, accurate control, excellent performance.
- High strength vertical gearbox, longer working life.
- Low-noise but durable hydraulic unit, good quality cylinder as well as hose ensure the high reliability of hydraulic system.
- AMP connector electric wires and cables, greatly reducing electric parts failure rate.
- H shape mast channel improves the strength of the whole truck.
- Applied with electric valve on & better heat releasing systems support long time operation.



Safety

- Safe hydraulic system design prevents mast from falling down abruptly when hydraulic pipeline cuts off.
- Emergency reverse belly button protects the operator from getting hurt.
- Emergency disconnecter will cut off power source to avoid accident when truck goes out of control.
- Multiple lifting limit protection ensures safety.
- Anti-rolling back brake keeps the truck from skidding down when truck is out of control or travelling on ramp.
- Electric valve will be locked up when power is cut off.
- Dual-monitoring power steering.
- Automatically slow down speed when in turn (EPS).



Operation

- With the new design of ergonomical tiller head, all buttons can be reached conveniently & comfortably.
- Foldable platform reduces vibration which makes operator feel more comfortable.
- Compact design, flexible and operational.
- When platform is folded, truck can work at low speed in smaller space.
- Ergonomically designed safety guard with high strength feature.
- Electric proportional valve equipped as standard feature.
- Electric power steering, smooth & comfortable (EPS).



Maintenance

- AC traction motor, maintenance free.
- Hour meter and battery indicator remind the operator of battery charging.
- Easily remove the back cover by only losing two bolts; Access to all key components for inspection, maintenance and replacement.
- Vertical motor makes the inspection & service much more convenient.
- Control system allows easy trouble-shooting.
- Low voltage lift cut off design protects the battery.



Electric Stacker 1.2/1.5t CQE12R/CQE15R

Distinguishing mark					
1.1	Manufacturer			EP	EP
1.2	Model designation			CQE12R	CQE15R
1.3	Drive unit			Battery	Battery
1.4	Operator type			standing	standing
1.5	rated capacity	Q	t	1.2	1.5
1.6	Load center distance	c	mm	500	500
1.9	Wheelbase	y	mm	1310	1412
Weight					
2.1	Service weight (include battery)		kg	1745①	1955①
2.2	Axle loading, fork advanced, unladen driving side/loading side		kg	1052/782	1132/901
2.3	Axle loading, fork retracted, unladen driving side/loading side		kg	1286/539	1425/610
2.4	Axle loading, fork advanced, laden driving side/loading side		kg	454/2510	391/3093
2.5	Axle loading, fork retracted, laden driving side/loading side		kg	1110/1875	1244/2237
Types,Chassis					
3.1	Tyre type driving wheels/loading wheels			polyurethane/polyurethane	polyurethane/polyurethane
3.2	Tyre size, driving wheels (diameter×width)		mm	Φ230× 75	Φ230× 75
3.3	Tyre size, loading wheels (diameter×width)		mm	Φ210× 85	Φ254× 102
3.4	Tyre size, caster wheels (diameter×width)			Φ130× 55	Φ130× 55
3.5	Wheels, number driving, caster/loading (x=drive wheels)		mm	1, 2, 2	1, 2, 2
3.6	Track width, front,driving side	b10	mm	0	0
3.7	Track width,rear,loading side	b11	mm	900	914
Dimensions					
4.1	Tilt of mast/fork carriage forward/backward	α/ β	°	2/4	2/4
4.2	Height, mast lowered	h1	mm	2065②	2065②
4.3	Free lift (load backrest)	h2	mm	0②	0②
4.4	Lift height	h3	mm	3000②	3000②
4.5	Height, mast extended	h4	mm	4000②	4000②
4.8	Seat height/standing height	h7	mm	150	150
4.10	Height of wheel arms	h8(mm)	mm	235	275
4.19	Overall length (minimum)	l1	mm	2312③	2332③
4.20	Length to face of forks	l2	mm	1242③	1262③
4.21	Overall width	b1/ b2	mm	850/988	850/1018
4.22	Fork dimensions	s/ e/ l	mm	40/100/1070	40/100/1070
4.23	Fork carriage class/type A, B		mm	A	A
4.24	Fork carriage width	b3	mm	956	956
4.25	Outside width of the forks	b5	mm	200-650⑤	200-650⑤
4.26	Distance between wheel arms/loading surfaces	b4	mm	698	698
4.28	Reach distance	l4	mm	500③	610③
4.31	Ground clearance, laden, below mast	m1	mm	75	75
4.32	The minimum ground clearance of frame	m2	mm	70	70
4.34.1	Aisle width for pallets 1000 × 1200 crossways	Ast	mm	2684③	2726③
4.34.2	Aisle width for pallets 800 × 1200 lengthways	Ast	mm	2739③	2766③
4.35	turning radius	Wa	mm	1597	1697
4.37	Length across wheel arms (exclusive fork)	l7	mm	1700	1822
Performance data					
5.1	Travel speed, laden/ unladen		km/ h	5.5/6.0	5.5/6.0
5.2	Lifting speed, laden/ unladen		m/ s	0.11/0.18	0.12/0.165
5.3	Lowering speed, laden/ unladen		m/ s	0.22/0.21	0.18/0.145
5.4	Reaching speed, laden / unladen		m/ s	0.08/0.10	0.07/0.08
5.8	Max. gradeability, laden/unladen		%	6/10	6/10
5.10	Service brake type			Electromagnetic	Electromagnetic
Electric-engine					
6.1	Drive motor rating S2 60 min		kW	1.6	1.6
6.2	Lift motor rating at S3 15%		kW	3	3
6.3	The maximum allowed size battery		mm	815×208×630	815×208×630
6.4	Battery voltage/nominal capacity K5		V/ Ah	24/210④	24/280④
6.5	Battery weight		kg	190④	230④
Addition data					
8.1	Type of drive unit			AC	AC
10.5	Steering type			Electronic	Electronic
10.7	Sound pressure level at the driver's ear		dB (A)	74	74

If there are improvements of technical parameters or configurations, no further notice will be given.
The diagram shown may contain non-standard configurations.

①Service weight (include battery)

Mast height (mm)	Service weight (kg)	
	2-stage mast	3-stage mast
2500	1710	1920
2700	1725	1935
3000	1745	1955
3300	1765	1975
3600	1785	1995
4000	1810	2010
4300	1830	2040
3500	1880	2090
4000	1910	2120
4500	1940	2150
4800	1960	2170
5000	1970	2180
5500	2000	2210

②Mast

without side shift			
2-stage mast			
Lift height	Lowered mast height	Extended mast height	
h3	h1	h4	h4(*)
2500	1815	3500	3075
2700	1915	3700	3275
3000	2065	4000	3575
3300	2215	4300	3875
3600	2365	4600	4175
4000	2565	5000	4575
4300	2715	5300	4875

with side shift			
2-stage mast			
Lift height	Lowered mast height	Extended mast height	
h3	h1	h4	h4(*)
2500	1815	3525	3075
2700	1915	3725	3275
3000	2065	4025	3575
3300	2215	4325	3875
3600	2365	4625	4175
4000	2565	5025	4575
4300	2715	5325	4875

3-stage mast					
Lift height	Lowered mast height	Free lift	Extended mast height		
h3	h1	h2	h2(*)	h4	h4(*)
3500	1735	740	1165	4500	4075
4000	1900	905	1330	5000	4575
4500	2065	1070	1495	5500	5075
4800	2165	1170	1595	5800	5375
5000	2230	1235	1660	6000	5575
5500	2395	1400	1825	6500	6075

3-stage mast					
Lift height	Lowered mast height	Free lift	Extended mast height		
h3	h1	h2	h2(*)	h4	h4(*)
3500	1735	715	1165	4525	4075
4000	1900	880	1330	5025	4575
4500	2065	1045	1495	5100	5075
4800	2165	1145	1595	5400	5375
5000	2230	1210	1660	5600	5575
5500	2395	1375	1825	6100	6075

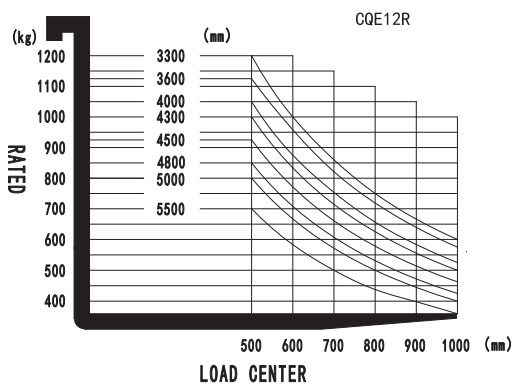
③Dimensions(mm)

		CQE12R				CQE15R			
		without side shift		with side shift		without side shift		with side shift	
		2-stage mast	3-stage mast	2-stage mast	3-stage mast	2-stage mast	3-stage mast	2-stage mast	3-stage mast
Overall length (minimum)	l1	2312	2354	2347	2389	2332	2379	2367	2413
Length to face of forks	l2	1242	1284	1277	1319	1262	1309	1297	1344
Reach distance	l4	490	450	450	415	610	570	570	535
Aisle width for pallets 1000×1200 crossways	Ast	2684	2715	2710	2742	2726	2759	2751	2784
Aisle width for pallets 800×1200 lenthways	Ast	2739	2777	2770	2808	2766	2808	2797	2839
Aisle width for pallets 1000×1200 lenthways	Ast	2786	2822	2816	2853	2817	2857	2847	2886
Aisle width for pallets 800×1200 crossways	Ast	2549	2575	2605	2597	2603	2629	2622	2649

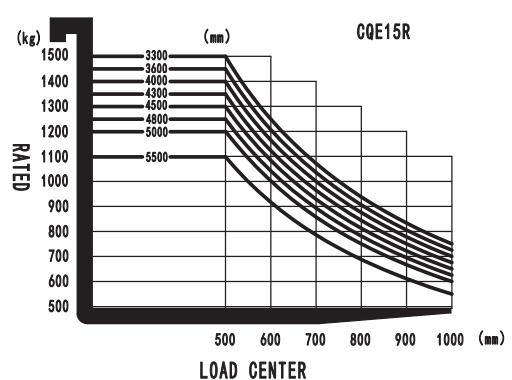
④Battery

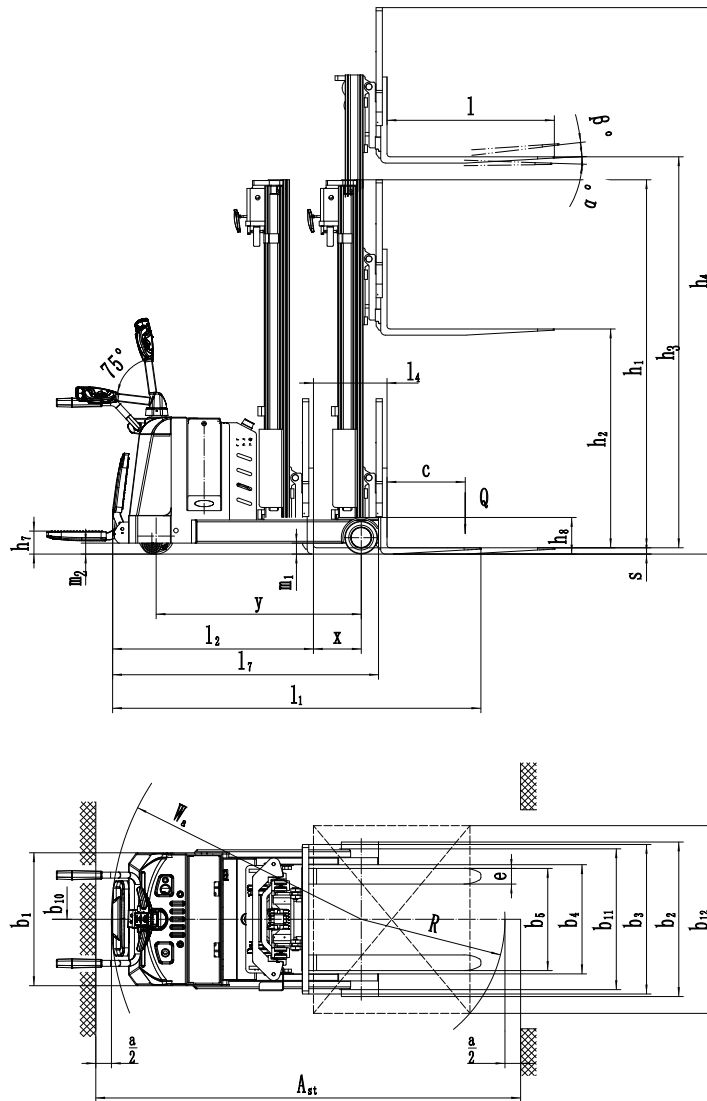
	CQE12R			CQE15R	
	standard	option	option	standard	option
Capacity(Ah)	210	280	360	280	360
Battery weight (kg)	190	230	300	230	300

RATED CAPACITIES GRAPH



RATED CAPACITIES GRAPH





Option

Options	CQE12R	CQE15R
Driving pedal	●	●
Electronic Power steering	●	●
Battery capacity	●210Ah	●280Ah
	○280/360Ah	○360Ah
lithium	○230Ah	○230Ah
Lateral change battery	●	●
Anti-explosion valve	●	●
Side to pull the car	○	○
CE Logic pedal switch	○	○
Overhead guard	○	○
Cold storage	○	○
Side shift	○	○
Rearview mirror	○	○
Hummer	●	●
Warning light	●	●
Fire extinguisher	—	—
Water auto-fillingsystem	○	○

Note: ● standard ○ option — NA